


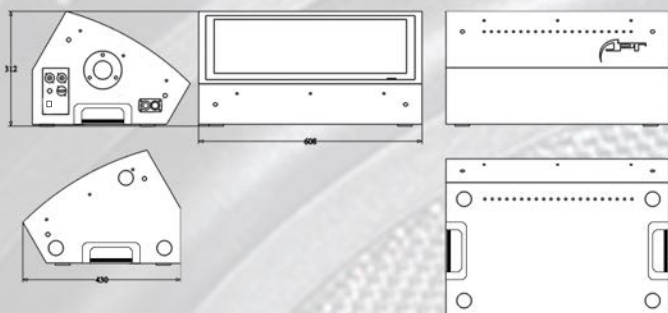
Apt-SM12 Active Specification Sheet.

Image



Dimensions

Dimensions (HWD): 312, 608, 430mm



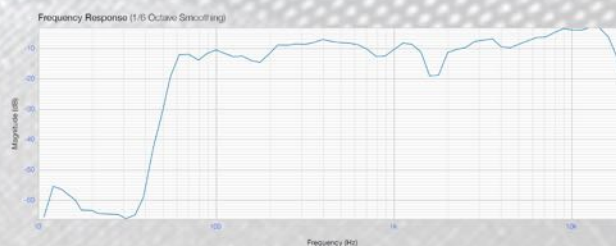
Recommended Settings & Accessory

| | |
|----------------------------|--|
| Crossover settings: | 50Hz LR 24dB |
| Correction EQ: | HS 15000Hz, +2dB, 10Q 2500Hz, -2.5dB, 3.Q |
| Amplifier: | Built In Amplifier with DSP |
| Recommend Sub: | APT-SC18.1 APT-SC15.1 |
| Poles: | 35mm speaker stand or pole Penn Elcom M20 threaded pole |

Specification:

| | |
|----------------------------|---|
| Rated Power (AES) | 550w |
| Rated impedance: | 8Ω |
| SPL (1w1m) | 98dB |
| SPL max: | 125.5dB |
| Frequency response: | 65Hz - 19KHz |
| Component: | 12" (3.38" coil) Neodymium cast woofer 2.5" Titanium compression HF |
| Dispersion angle: | 80 by 70 degree |
| IP rating: | IP20 |
| Wedge angle: | 30degree |
| Enclosure: | 15mm Birch ply |
| Finish: | Black, White or *Custom colour |
| Flying points: | 35mm Tophat with M20 thread |
| Feet locations: | 3 on side and 4 on base |
| Connector: | 2x XLR Signal In & Out PowerCon True1 In & Out USB B for DSP Connection |
| Weight: | 15Kg |

Frequency Response



* Custom paint colours may incur extra cost and increase build time.
 ** Binding Post, 4 Pole euro block connector available may increase build time.
 Feet are not supplied on all cabins that have locations on them
 Specification can be changed by APT-GB with out prior notice.
 Apt-GB is trading as part of the GGPM LTD Group.