



>Teleprompter.Video

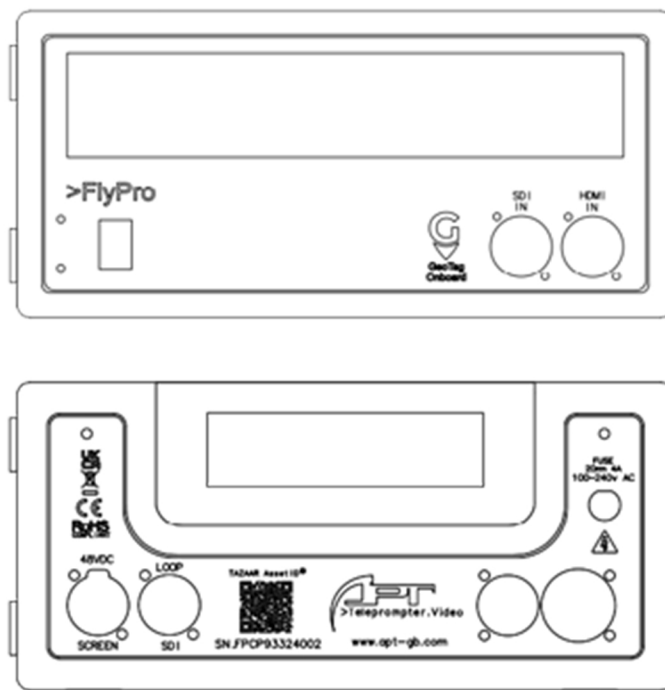
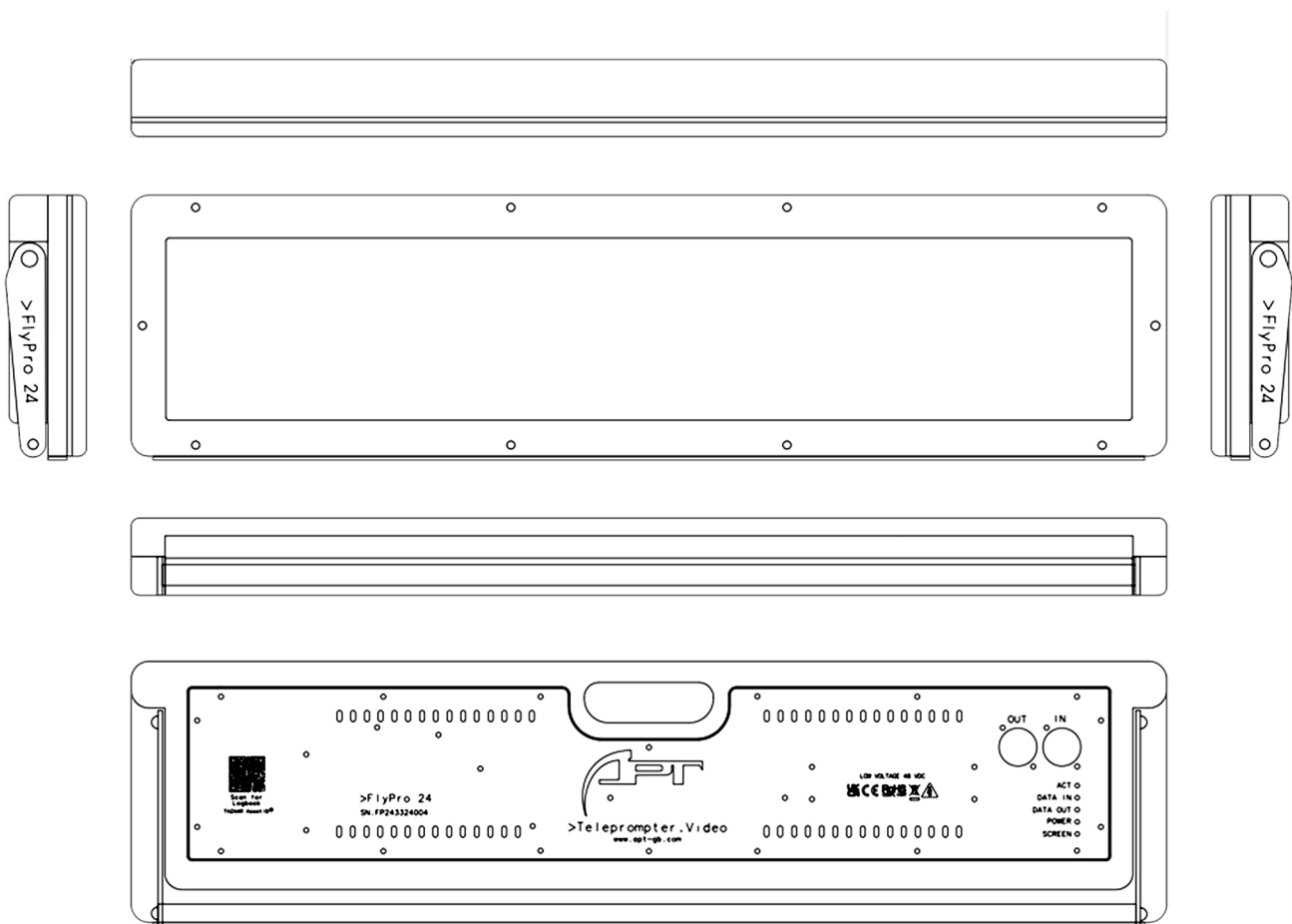


> FlyPro

Quick Start Guide

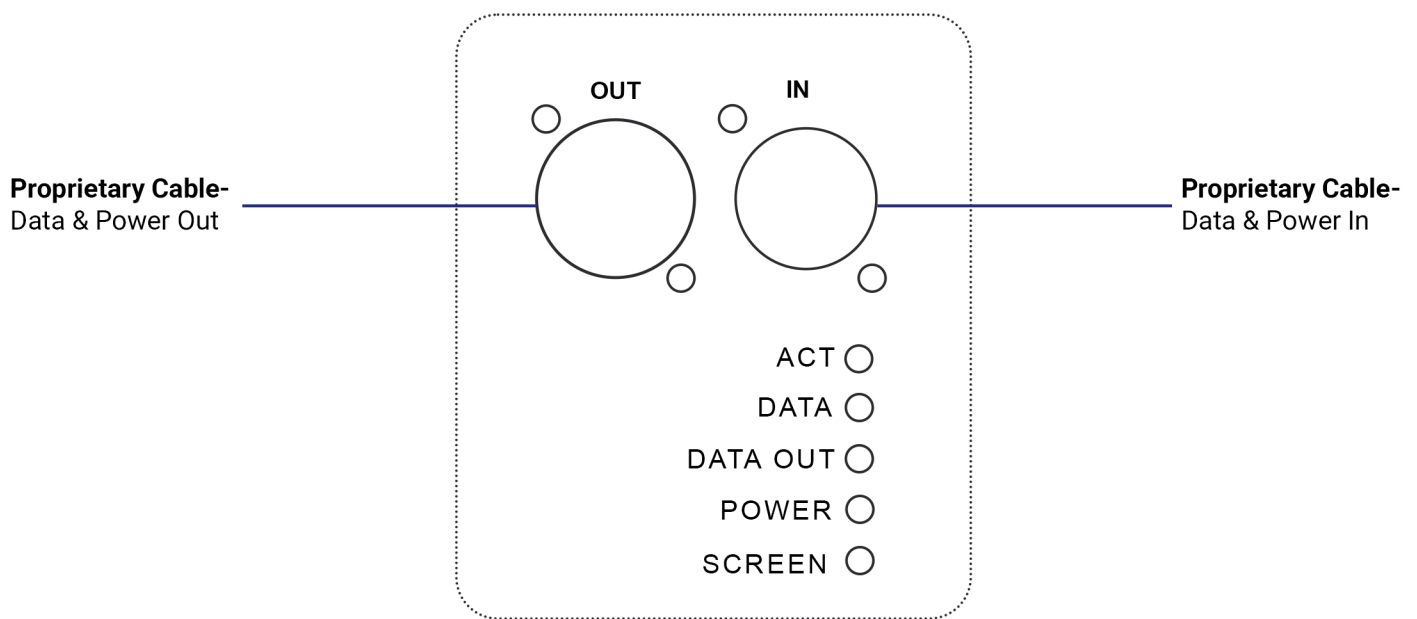
Tel: +44 (0) 1579 212210
Email: info@apt-gb.com
Website: www.apt-gb.com



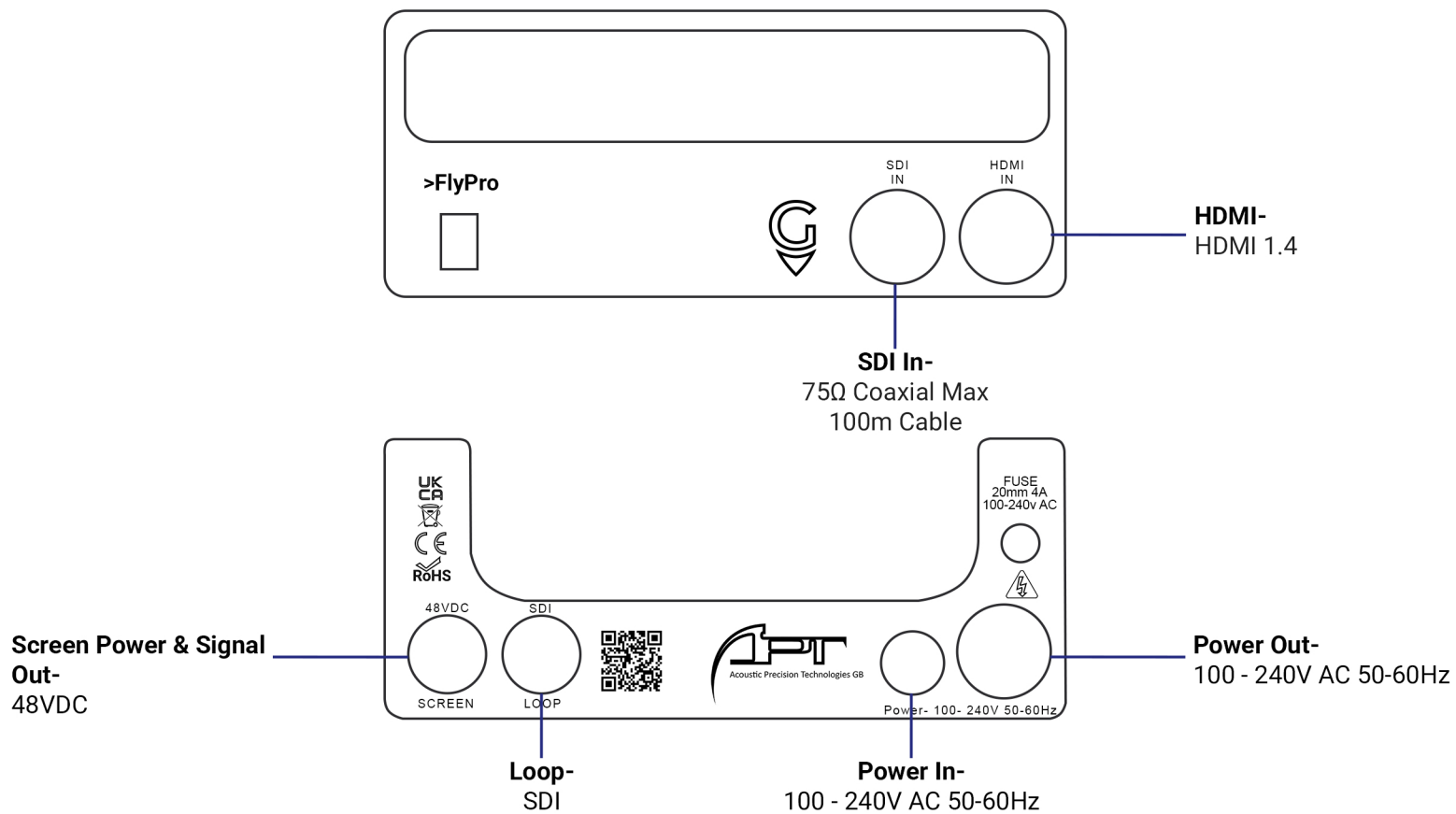


Connections:

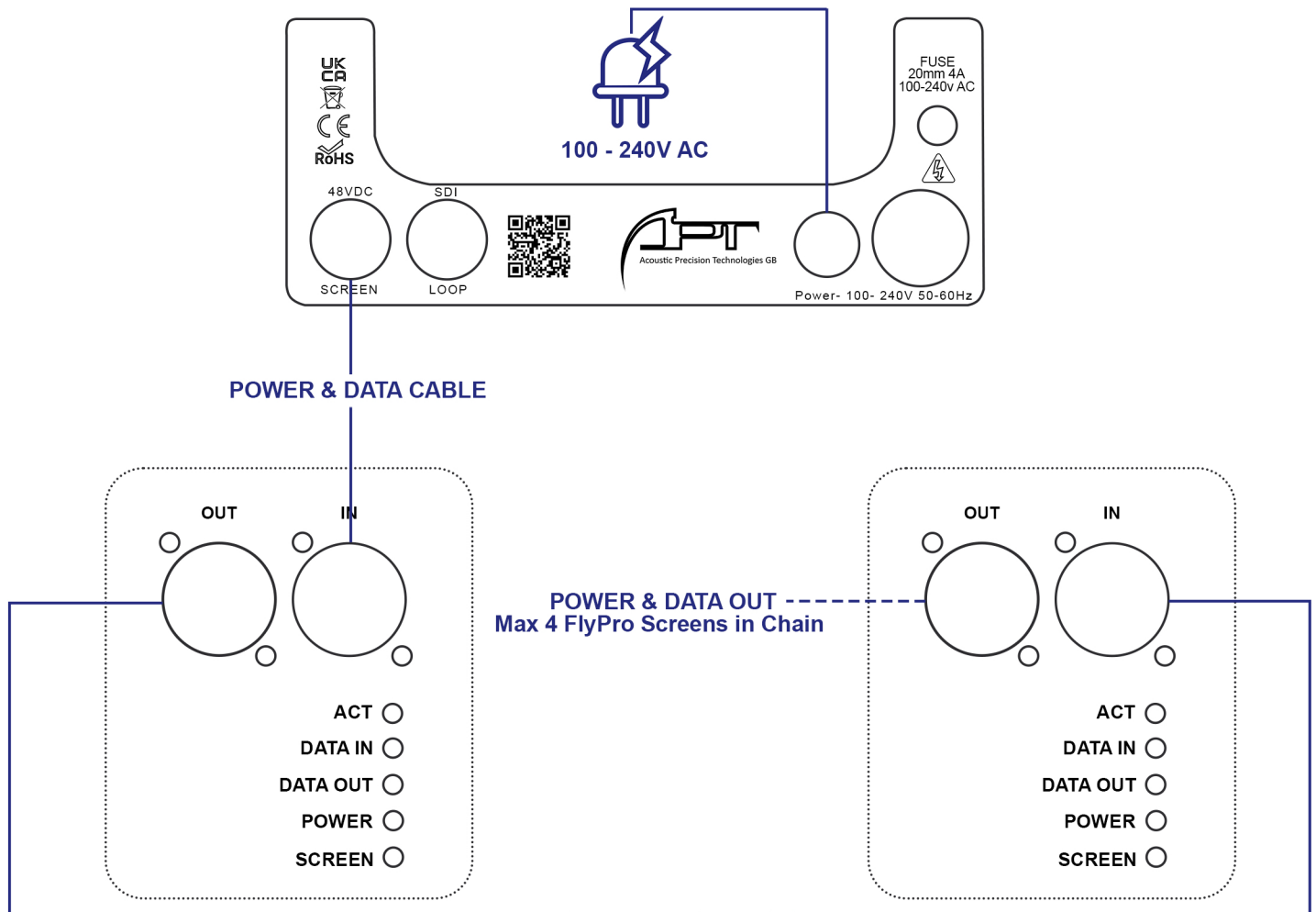
FlyPro Screen



FlyPro Controller



Connection Examples:



1 Once plugged in, a red LED should turn on. This means your GeoTag is powered.

2 Scan the QR code on the device to activate your GeoTag

You will get a welcome email with everything you need including how to guides and support info.

3 It can take time to connect to satellites.

Take your GeoTag outside for 10 minutes for best results.

Don't worry if your location doesn't show immediately, it will soon!



Safety Warnings

Please read the following instructions carefully.

Be sure that your Teleprompter is electrically rated to operate with the AC power available in your location.

1. To clean the Teleprompter monitor screen:

- (a) Turn off the Teleprompter and unplug the power cord.
- (b) Carefully remove acrylic protection cover (if fitted)
- (c) Spray a non-solvent, non-abrasive cleaning solution onto a clean, lint free cloth and clean the screen gently. Be sure to lightly blot the surface, rather than applying pressure as you clean.
- (d) NEVER SPRAY OR POUR ANY LIQUID DIRECTLY ONTO THE SCREEN OR CASE.
- (e) PLEASE DO NOT USE ANY AMMONIA OR ALCOHOL-BASED CLEANERS ON THE Teleprompter DISPLAY SCREEN OR CASE.
- (f) APT-GB will not be liable for damage resulting from use of any ammonia or alcohol-based cleaners or improper cleaning practice.

2. Do not place the Teleprompter near a window.

Exposing the Teleprompter to rain, moisture or sunlight can severely damage it.

3. Do not apply pressure to the screen, or protective cover.

Excessive pressure may cause permanent damage to the display. And/Or injury to persons

4. Do not remove the cover or attempt to service this unit yourself.

An authorized technician should perform servicing of any nature.

5. Store the Teleprompter in a room with a temperature of -20° to 60° C (-4° to 140° F).

Storing the Teleprompter outside this range may result in permanent damage.

6. Immediately unplug and do not use your Teleprompter and call an authorized technician if any of the following circumstances occur:

- Power cable cable is frayed or damaged.
- Connector plate has damage
- Liquid spills onto the Teleprompter or the Teleprompter is exposed to rain.
- The Teleprompter case is damaged.



UK
CA

✓
RoHS

C €



2G

LTE

4G



FC



APT-GB and its parent company GGPM Ltd. accept no responsibility for any damage, personal injury or death arising out of or associated with the use of any teleprompter video product. E. & O.E.

Tel: +44 (0) 1579 212210
Email: info@apt-gb.com
Website: www.apt-gb.com



Regulations & Safety Notices FCC Notices

This device has been tested and found to comply with the limits for a Class B digital device pursuant to Part 15 of the FCC rules. These limits are designed to provide reasonable protection against harmful interference in a residential installation. This device generates, uses, and can radiate radio frequency energy and, if not installed and used in accordance with the instructions, may cause harmful interference to radio communications.

However, there is no guarantee that interference will not occur in a particular installation.

If this device does cause harmful interference to radio or television reception, which can be determined by turning the device off and on,

the user is encouraged to try to correct the interference by one or more of the following measures:

- Increase the separation between the device and receiver.
- Connect the device into an outlet on a circuit different from that to which the receiver is connected.
- Consult the dealer or an experienced radio/television technician for help.

CE declaration of conformity:

Hereby, APT-GB., declares that this Teleprompter is in compliance with the essential requirements and other relevant provisions of EMC Directive 2014/30/EU, Low Voltage Directive 2014/35/EU, and RoHS Directive 2011/65/EU and Directive 2009/125/EC with regard to establishing a framework for the setting of ecodesign requirements for energy-related product.

Notice: Shielded cables:

All connections to other computing devices must be made using shielded cables to maintain compliance with EMC regulations.

Notice: Peripheral devices:

Only peripherals (input/output devices, terminals, printers, etc.) certified to comply with the Class B limits may be attached to this equipment. Operation with non-certified peripherals is likely to result in interference to radio and TV reception.

Caution:

Changes or modifications not expressly approved by the manufacturer could void the user authority, which is granted by the Federal Communications Commission, to operate this product.

Operation conditions:

This device complies with Part 15 of the FCC Rules. Operation is subject to the following two conditions:

- (1) this device may not cause harmful interference,
and (2) this device must accept any interference received, including interference that may cause undesired operation.

Notice: Canadian users:

This Class B digital apparatus complies with Canadian ICES-003.

Remarque a l'intention des utilisateurs canadiens Cet appareil numerique de la classe B est conforme a la norme NMB-003 du Canada.

Disposal of waste equipment by user in private household in the European Union



This symbol on the product or on its packaging indicates that this product must not be disposed of with your other household waste. Instead, it is your responsibility to dispose of your waste equipment by handing it over to a designated collection point for the recycling of waste electrical and electronic equipment. The separate collection and recycling of your waste equipment at the time of disposal will help to conserve natural resources and ensure that it is recycled in a manner that protects human health and the environment. For more information about where you can drop off your waste equipment for recycling, please contact your local city office, your household waste disposal service or the shop where you purchased the product.

